

# Lexis® Web (*beta version*) User Reference Guide

You are likely aware of many sources for legal information on the Web. As part of the LexisNexis® services, we license the best legal content and make it available to you at [www.lexis.com](http://www.lexis.com). Now, we're providing you with a site designed for today's broadening resources. The beta version of Lexis® Web at [www.lexisweb.com](http://www.lexisweb.com) helps you determine which other legal-oriented Web sites are trustworthy, authoritative and valuable to use in conjunction with the LexisNexis services.

## Guide to Using Lexis Web

Lexis Web provides powerful navigation tools to help you search for legal resources on the Web and at [lexis.com](http://www.lexis.com)®—and experience a more productive legal research session. With access to Lexis Web, you can vastly expand the number of information sources included in your search.

### What is Available Through Lexis Web?

The Lexis Web product includes important, legal-oriented Web content selected and validated by the LexisNexis editorial staff. You can trust that all content has met LexisNexis criteria for being authoritative and accurate. The current beta version combines content from thousands of Web sites and millions of Web pages, with more being added each day:

- Governmental agency information (federal, state, local)
- Informal commentary on legal issues (e.g., blogs specifically for lawyers and legal professionals)
- General Web information about legal topics

The Lexis Web product also categorizes results automatically and allows you to filter by Practice Area, Jurisdiction or Content Type.

All search results from Lexis Web will contain value-added features unique to LexisNexis:

- Navigation based on our Search by Topic or Headnote legal classification system
- Navigation based on legal citations
- Recommended list of sources to search on [www.lexis.com](http://www.lexis.com)

### How Does Pricing Work?

You can search on Lexis Web free of charge.

## How do I Search Using Lexis Web?

Just enter the address <http://www.lexisweb.com> in your Web browser.

### Running a Search

Running a search on Lexis Web is as simple as running a search on any Web search engine: Enter your key terms (e.g., *universal health care coverage*) and click the **Search** button.



# Lexis Web

## User Reference Guide

### Search Results

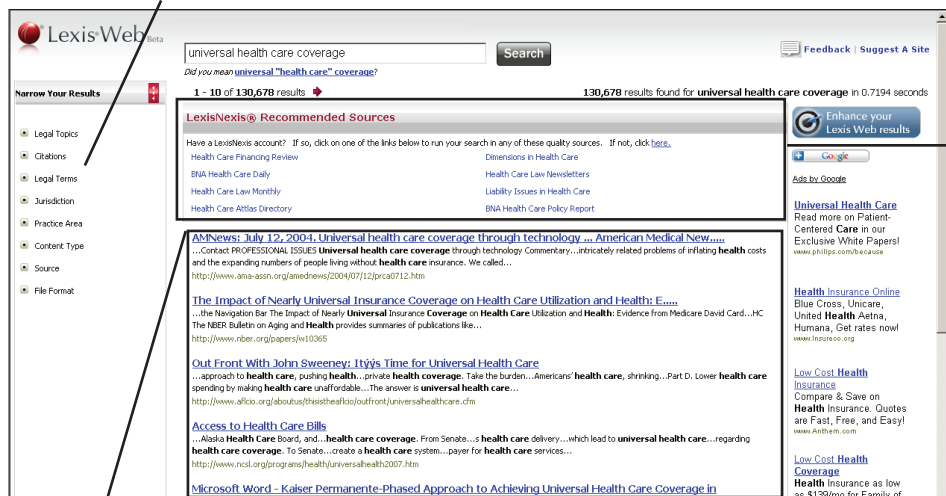
#### Viewing Your Results

Your search results will return:

- Documents from **LexisNexis Selected Sources available on the Web**. These selected sources are handpicked by LexisNexis editorial staff and meet our criteria for valid, authoritative legal content. To view, click any of the selected Web sources and you'll be redirected.
- **LexisNexis Recommended Sources available through *lexis.com*** (in the box at the top of the screen). To view, click one of the suggested sources. *You may have to enter your lexis.com ID and password before executing the search.*

You view all Web pages within the Internet browser window directly from the source Web site. After viewing, return to the search results by simply clicking the CLOSE icon.

#### Filtering and navigating results.



Search Results from LexisNexis selected sources available on the Web.

View LexisNexis Recommended Sources through *lexis.com* based on your search or filtering criteria.

### Improving Your Results

With most search engines, it can be difficult and time-consuming to find answers in a large search result set. LexisNexis provides several ways to improve your results:

1. Refine your search
2. Cluster, filter and navigate large numbers of answers
3. Augment results with *lexis.com* content



#### Refining a Search

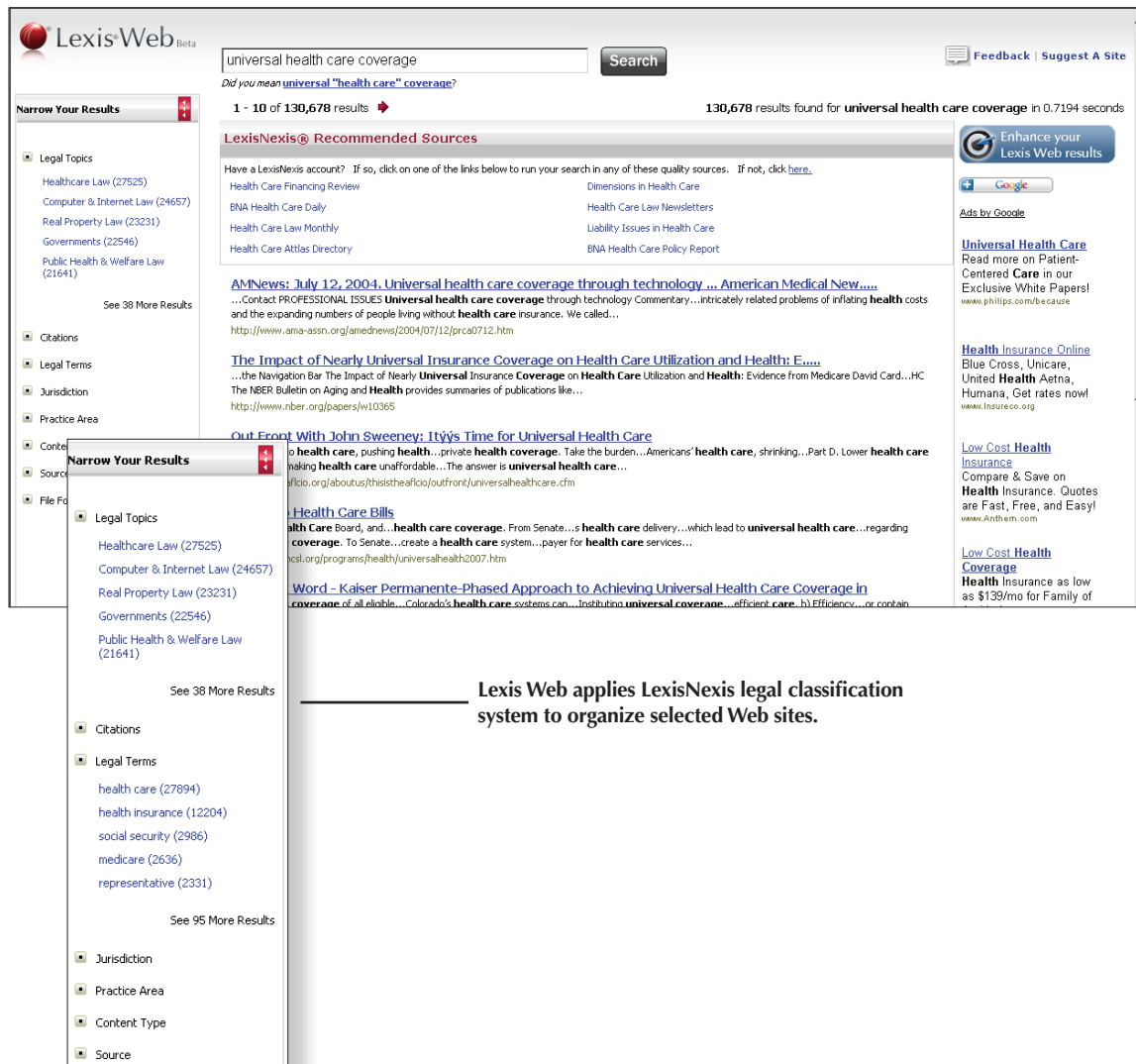
1. You can refine search results by adding more keywords in the search box at the top of the search results screen.
2. The Lexis Web product checks each search for spelling errors, automatically suggesting corrections with a "Did you mean" link.
3. Phrase detection techniques are applied to each search string, automatically suggesting the refined search with a "Did you mean" link.

# Lexis Web User Reference Guide

## Clustering, Filtering and Navigating Large Numbers of Answers

Filtering large search results using more than one navigator can be an effective way to find more relevant answers on the Web.

1. Click the navigation icon next to Legal Topics to expand the display of topics that are drawn from the LexisNexis legal classification system and associated with your search results.
2. Click one of the other navigators, such as **Citations**, to display just those documents referencing a specific case or statute.
3. The number next to each topic indicates the number of results associated with that topic.



Lexis Web applies LexisNexis legal classification system to organize selected Web sites.

# Lexis Web

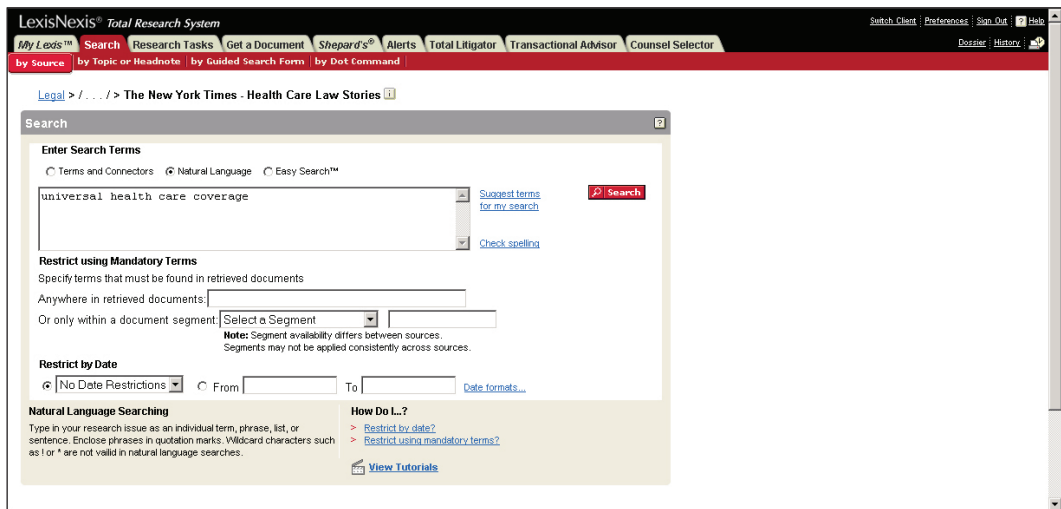
## User Reference Guide

### Augmenting Results with *lexis.com* Content

Every time you refine a search or filter your results, LexisNexis recommends a new set of *lexis.com* sources that may be relevant to you, based on the terms in your current LexisNexis search results.

LexisNexis® Recommended Sources	
Have a LexisNexis account? If so, click on one of the links below to run your search in any of these quality sources. If not, click <a href="#">here</a> .	
<a href="#">Health Care Financing Review</a>	<a href="#">Dimensions in Health Care</a>
<a href="#">BNA Health Care Daily</a>	<a href="#">Health Care Law Newsletters</a>
<a href="#">Health Care Law Monthly</a>	<a href="#">Liability Issues in Health Care</a>
<a href="#">Health Care Atlas Directory</a>	<a href="#">BNA Health Care Policy Report</a>

Clicking any of the recommended source links will launch *lexis.com* within the Internet browser window and submit an equivalent search on the recommended source selected. All the features of the *lexis.com* service are available as you review the results. Note: Once at *lexis.com*, you will have an opportunity to view a full description of the source, modify your search terms or add a date restrictor before executing the search.



# Lexis Web

## User Reference Guide

### Filter Your Results—Definitions

#### Legal Topic

Lexis Web tags Web pages with our proprietary Search by Topic or Headnote legal classification system. This navigator clusters results and surfaces the most relevant Web pages around specific areas of law. (Search by Topic or Headnote helps you locate legal material for a legal issue, identify an appropriate source and formulate your search request.)

#### Citations

Lexis Web collects all legal citations found in the Web search results and organizes them into a simple list, starting with the most frequently referenced citations.

#### Legal Terms

This navigator displays a list of legal terms that are found in the results.

#### Jurisdiction

This navigator filters results based on the Jurisdiction assigned by LexisNexis editors.

#### Practice Area

This navigator filters results based on the Practice Area assigned by LexisNexis editors.

#### Content Type

This navigator filters results based on the Content Type (e.g., Government, Commercial, Blog) assigned by LexisNexis editors.

#### Source

This navigator filters results based on the source of the Web page. You can isolate all Web search results from a particular Web site using this navigator.

#### Format

This navigator allows you to limit your results to PDFs, Microsoft® Word documents, etc.

### New Features

#### Suggest a Site

Use this link to suggest your favorite legal-research Web sites. Simply click on the Suggest a Site link at the top of the results page.

#### Feedback

Let us know how you would improve Lexis Web! Simply click on the Feedback link at the top of the results page and give us your suggestions.

LexisNexis, Lexis, the Knowledge Burst logo and *lexis.com* are registered trademarks of Reed Elsevier Properties Inc., used under license. Other products or services may be trademarks or registered trademarks of their respective companies.

© 2009 LexisNexis, a division of Reed Elsevier Inc. All Rights Reserved. LRS00566-2 0509